



**Leather Repair
Company**

The Leather Handbook.





Leather Care & Restoration.

Over 30 Years Experience

With 30 years experience within the leather industry, we're pretty confident no job is beyond our expertise. Covering nationwide repairs.

A Service You Can Trust From The Leather Recycling Experts

Leather Cleaning & Protection:

It is important that you regularly clean your leather items to prolong their life. We don't use any harsh chemicals. Only highly effective water-based, 100% natural cleaning products.

Rips & Holes in Leather:

Tears in leather can be easily repaired with a bit of industry knowledge and expertise. The same repair process can be used on rips in jackets, chairs, sofas, or car interiors.

UK Mobile Repairs:

Covering nationwide leather repairs is easy for us, with multiple offices around the UK, reaching you is no problem.

Leather Colouring:

We have a range of colouring options and methods available. Even for the more delicate leathers such as Aniline. If you're looking for a colour restoration or a full colour change, get in touch with us today to see how we can help you.



What can we repair?:

We can repair, restore, and clean various types of leather including; coated, aniline, pigmented, waxy pull-up, 2 tone, and antique leather.

Our Products.



Our leather care & repair products are sold around the world every day. We pride ourselves on being the best and with our network of trusted professionals we have worked hard to ensure you always have the pinnacle of leather technology at hand.

From leather cleaners, to wood restorers and even stone products we are sure to have a solution to fix whatever surface issue you may have.






LRC1

Leather Cleaner.

The best and safest way to eliminate leather stains.

Our Leather Cleaner is a fantastic cleaner for all types of leather. With it's leather scent and deep cleaning capabilities even the most stubborn stains wont stand a chance.

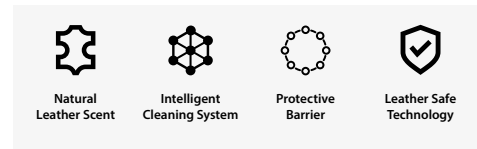


LRC2

Luxury Leather Cleaner.

The best & safest way to clean luxury leathers.

Our Luxury Leather Cleaner has been specially developed to give you powerful results. Its the Perfect solution for all your luxury leather items.




LRC3

Alcohol Cleaner.

Deep cleaning & preparation of your surface.

Our Alcohol Cleaner is used in the preparation stages of your leather restoration to remove grease, grime, dirt that if left would result in poor adhesion of leather dye.



LRC4

Leather Protection Cream.

The worlds only intelligent leather protective system.

Our leather protection cream creates a protective barrier to stop grime and dirt buildup, feed, nourish, hydrate and protect your leather for lasting results.





LRC5

Leather Detailer Spray.

The worlds first leather detailing spray.

Our Leather Detailing Spray cleans, feeds and nourishes with the help of our stain guard protection system. The perfect product to keep on hand for those big or small clean-ups.



LRC6

Luxury Mousse Cleaner.

High foaming action with deep cleaning results.

Our Leather Mousse Cleaner has the power to deal with even the most stubborn stains and dirt. It will help clean, hydrate, and leave your leather looking better than ever.

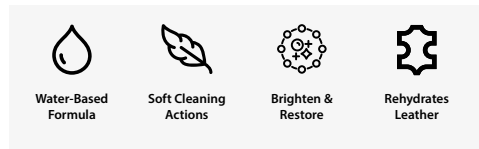


LRC7

Aniline Leather Cleaner.

Deep cleaning & preparation of your surface.

Our Aniline Leather Cleaner is the perfect solution for removing all kinds of grime, dirt and stains leaving you with a clean and fresh surface.

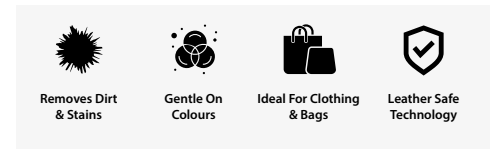


LRC8

Aniline Mousse Cleaner.

High foaming action with deep cleaning results.

Our Aniline Mousse Cleaner has the power to deal with even the most stubborn stains and dirt. It will help clean, hydrate, and leave your leather looking better than ever.





LRC9

Mould Remover.

Eliminates mould, tough stains and odours.

Our Mould Remover is a powerful and highly effective way to stop mould growth. With a simple to use process, you will revive your leather back to its former glory.

- 
Quick & Easy Application
- 
Multi-Surface Mould Remover
- 
Fast Action
- 
Leather Safe Technology







LRC10

Leather Air Freshener.

Long lasting fresh leather aroma.

Our Leather Air Freshener is easily applied to foot wells, sofas and cushions leaving a new, fresh leather smell.

- 
Natural Leather Scent
- 
Long Lasting Aroma
- 
Water-Based Formula
- 
Leather Safe Technology



LRC11

Convertible Roof Waterproofer.

The only hydrophobic coating you need.

Our Convertible Roof Waterproofer is sprayed onto soft tops of cars once cleaned, creating a waterproof barrier and protecting from future threats.

- 
Instant Protection
- 
Waterproof Properties
- 
Prevents Mould Growth






LRC12

Canvas Roof Dye.

Easily restore the colour of canvas roof.

No matter how faded your canvas is our unique formula is has been developed to restore and return your canvas back to its former glory.

- 
Quick & Easy Application
- 
Quick Colour Enhance
- 
Brighten & Restore
- 
Fast Action



LRC13
Aniline Colouring Dye.

Restores worn, faded and scratched aniline.
 Our water-based and permanent dyes restore faded, dull, scratched and worn aniline leathers. This product is best applied with a air brush for the best results.



LRC14
Leather Colourant Dye.

Self sealing water-based dye for leather repairs.
 Our Water-based and NMP free self-sealing dye is best for pigmented leather and can be both sprayed and sponged for the best results.



LRC15
Leather Prep.





Stage 1 strong surface remover.
 Our Leather Prep safely removes the surface coating on pigment leather and is best used before any restoration, cleaning or colouring process.




LRC16
Leather Lacquer Finish.





Extremely hard wearing and scuff resistant.
 Our Leather Lacquer Finish is the perfect solution for sealing and strengthening your surface especially after you apply a leather colourant.

Available in; Gloss, Matt and Satin

- 
Natural
Leather Scent
- 
Multi Award
Winning
- 
Water-Based
Formula
- 
Leather Safe
Technology

- 
Water-Based
Formula
- 
Strong &
Durable
- 
Scratch
Resistant
- 
Outstanding
Adhesion

- 
Water-Based
Formula
- 
Grease & Grime
Remover
- 
Removes Surface
Coating
- 
Removes Waxes
& Silicones

- 
Hard
Wearing
- 
Waterproof
Properties
- 
Luxury
Feel
- 
Blocks UV
Rays



LRC17

Suede / Nubuck Protector Spray.

Protects suede surfaces from stains & dirt build up.

Our Suede / Nubuck Protector Spray offers complete protection for your delicate suede surfaces. Preventing stains and dirt from penetrating into the leather fibres by utilising our advanced barrier technology.



LRC18

Leather Gel Degreaser.

Effortlessly removes all grease stains.

Our Gel Degreaser is widely used to remove a multitude of grease stains through its powerful deep cleaning properties.



LRC19

Leather Ink & Stain Remover.

Remove grease, ink and stains effortlessly.

Our Ink & Stain Remover is a solvent-based restorer for your leather surfaces. With a few drops on a cotton bud we will have your leather looking as good as new.



LRC20

Leather Softening Crème.

Soaking every fibre to create a soft leather surface.

Our Leather Soften Crème rejuvenates old, wrinkly leather to a soft and supple look and feel. Apply and Massage a generous amount for best results.





LRC21

Leather Colour Enhancer.

Enhances and brightens colour in worn leather.

The Leather Colour Enhancer will help restore faded colour on your leather furniture. An effective rejuvenating process.



LRC22

Flexi Filler.

Versatile flexi filler for cracked, worn and dry areas.

Our Flexi Filler is a smooth paste product that fills in any cracks on worn areas. It can be sanded and/or coloured over.



LRC23

Heavy Filler.

Fills cracks, holes and deep scratches in Leather.

Our unique repair compound is used to fill in surface abrasions, scuffs and holes in leather, leaving you with a strong repair.




LRC24

Fiber Binder.

Binds fibres back together on rough leather areas.

Our new and improved Fibre Binder formula soaks into the fibres of leather, transforming it into a stronger base and ready for a colour repair.







LRC25

Quick Dry Filler.

Quick drying, sandable filler for imperfections.

Our Quick-Dry Filler is perfect for all Scuffs, Scrapes & Scratch Repairs. Quick and clear drying, it can be sanded, grained, and coloured creating a smooth repair.

- 
Rapid Drying
- 
Extremely Flexible
- 
Shrink, Crack & Peel Resistant
- 
Unique Repair Compound







LRC26

Leather Glue.

The only leather glue you will ever need.

Our water-based glue easily repairs all cuts, holes, rips and splits in all types of leather; leather suits, clothing, shoes and household goods.

- 
Water-Based Formula
- 
Dries Clear
- 
Extremely Flexible
- 
Strong & Durable



LRC27

Wood Reviver & Cleaner.

Revives and restores all types of wood.

Our natural yet powerful Wood Restorer and cleaner pierces deep down to feed and nourish wood with its organic oils and essential ingredients.

- 
Works With All Wood Types
- 
Dirt & Grime Remover
- 
All Natural Ingredients
- 
Organic Oils



LRC28

Vinyl Cleaner.

A deep cleaning solution for vinyl products.

Our Vinyl cleaner is an alcohol based formula which removes stubborn grime and dirt. Its special additives enables Vinyl to be kept soft and supple.

- 
Unique Special Additives
- 
Powerful Deep Clean
- 
Alcohol-Based Formula
- 
Leather Safe Technology



LRC29

Fabric Cleaner.

Quality deep cleaning on fabrics and soft tops.

Our premium fabric cleaner with its natural ingredients is safe to use on all types of materials as it effectively cuts through dirt and grime.



LRC30

Leather Repair Pen.

Touches up those small areas.

Our Leather Repair Pen is the perfect product to touch up piping in leather seats. It is a simple and very accurate way to repair minor damage. Colour match is available.



LRC31

Anti Bacterial.

Helping to keep germs away for good.

Our Anti-bacterial spray leaves behind a residual broad-spectrum biocide, helping to fight and prevent germs from growing with its powerful formula.



LRC32

Interior & Dashboard Cleaner.

The best and safest way to eliminate leather stains.

Our Leather Cleaner is a fantastic cleaner for all types of leather. With its leather scent and deep cleaning capabilities even the most stubborn stains wont stand a chance.

- Dirt & Grime Remover
- Powerful Deep Clean
- All Natural Ingredients
- First Class Results

- Easy To Use
- No Mess
- Perfect For Small Repairs
- Leather Safe Technology

- Professional Grade Formula
- Stops Bacterial Growth
- Flexible Usage
- Leather Safe Technology

- Dirt & Stain Remover
- Cleans All Plastics
- Powerful Deep Clean
- Great For Plastic Mats



LRC33

Aniline Protector Spray.

Create an invisible barrier to protect your leather.

Our Aniline Protection Spray creates a protective barrier to stop grime and dirt build-up. Follow up with a Protection Cream to provide even longer lasting results.



Minimal Effort



Intelligent Protection



Protective Barrier



Leather Safe Technology



LRC34

Handbag Edge Filler.

Natural look and flexible repair compound.

Our Handbag Edge Filler is perfect for filling scuffs, abrasions and holes in handbag edges and piping. It gives a natural look and feel.



Extremely Flexible



Shrink, Crack & Peel Resistant



Works With Leather Colourant



Leather Safe Technology



LRC35

Piping Filler.

Natural look, rapid drying repair compound.

Our Piping Filler is perfect for filling scuffs, abrasions and holes in piping. It can be sanded, grained and coloured to create the perfect repair.



Rapid Drying



Extremely Flexible



Shrink, Crack & Peel Resistant



Leather Safe Technology



LRC36

Leather Primer.

The best way to ensure leather paint adhesion.

Our Leather Primer is designed to be used on a bare leather surface. After using this product it will give the best adhesion before using a leather colourant.



Improved Adhesion



Bonding Promotion



Solvent Based Formula



Works With Leather Colourant







LRC37

Vinyl Adhesion Promoter.

Give your vinyl a new lease of life..

Our Vinyl Adhesion Promoter gives you the very best adhesion properties before using a colourant. To be sprayed or sponged onto your vinyl surface.

- 
 Improved Adhesion
- 
 Bonding Promotion
- 
 Solvent Based Formula
- 
 Works With Leather Colourant







LRC38

Leather Protection Spray.

The best intelligent leather protective system.

Our Leather Protection Spray creates a protective barrier to stop grime and dirt build-up. Feed, nourish, hydrate and protect your leather for lasting results.

- 
 Upto 6 Months Protection
- 
 Intelligent Cleaning System
- 
 Protective Barrier
- 
 Leather Safe Technology



LRC39

Stain Remover Soap.

Remove stubborn stains without the hassle.

Our eco friendly Stain Remover Soap has been developed to remove stubborn stains including; ink, grease, drink spills and more.

- 
 Powerful Deep Clean
- 
 Removes Grease & Grime
- 
 Minimal Effort
- 
 Leather Safe Technology







LRC40

Luxury Mousse Cleaner.

Powerful and safe way to clean your luxury leather.

Our Luxury Mousse Cleaner is a water-based product that tackles stubborn dirt & grime. This luxury foam will have your leather feeling and smelling like new.

- 
 Natural Leather Scent
- 
 Water-Based Formula
- 
 Powerful Deep Clean
- 
 Ideal For Clothing / Bags








LRC41

Leather Guard.

Advanced protection against dirt and grime.

Our Leather Guard is a stain protection system that has been designed to prevent dirt, grime and stains. Once applied it makes cleaning your leather a breeze.

- 
 Water-Based
Formula
- 
 Blocks UV
Rays
- 
 Protective
Barrier
- 
 Leather Safe
Technology



LRC42

Wood Wax Paste.

Prevents moisture and enhances colours..

Our Wood Wax is the perfect partner for your wooden surfaces. Once soaked into the surface your wood will have enhanced colour and an amazing protective barrier.

- 
 Works With All
Wood Types
- 
 Waterproof
Properties
- 
 Blocks UV
Rays
- 
 Quick Colour
Enhancement







LRC43

Boiled Linseed Oil.

Deep cleaning & preparation of your surface.

Our Boiled Linseed Oil is completely safe to use on all kinds of wood and stone. It adds a layer of protection whilst naturally enhancing the colour.

- 
 Protective
Barrier
- 
 Quick Colour
Enhancement
- 
 Waterproof
Properties
- 
 Flexible
Usage







LRC44

Dye Stopper.

Invisible protection that prevents dye transfer.

Our Dye Stopper is a simple to use spray that leaves a protective shield on your leather items to stop dye transfer.

- 
 Upto 6 Months
Protection
- 
 Intelligent
Protection
- 
 Protective
Barrier
- 
 Leather Safe
Technology

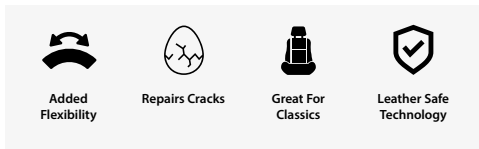


LRC45

Base Grain Copier Compound.

The most effective heat cure base filler.

Our base grain compound is used with a heat iron to create the base for holes in leather. This can also be used on plastic trim.



LRC46

Grain Copier.

The most effective heat cure top filler.

Our grain copier is used with a heat iron to create the grain on leather. To be used in conjunction with our base grain filler compound.

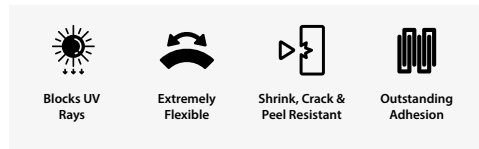


LRC47

Re New Leather Restorers.

Repairing and restoring the colour of your leather.

Our brilliant restorer is the best on the market. With outstanding properties. It's easy to use and apply leaving you with truly great results.



LRC48

Shoe Restorer Cream.

Dyes leather like no product ever before.

Our leather restorer cream rejuvenates the colour of old and new leather, it can even change the colour of leather shoes, boots, and old cases.





LRC49

Alcantara Fabric Cleaner

First-class results every time.

The Alcantara fabric cleaner guarantees a first-class result every time, with its special cleaning technology to deep clean, bright, and restore your fabrics.

- 
Professional Grade Formula
- 
Dirt & Stain Remover
- 
Powerful Deep Clean
- 
All Natural Ingredients



LRC50

Antique Restorer Cream.

Effective on scuffed, cracked and worn leather.

Our antique restorer cream effortlessly restores the colour of old, worn and faded leather. With its natural beeswax ingredient and special blend of colour dyes.

- 
Natural Beeswax
- 
Packed With Colour
- 
Suitable For New & Old
- 
Leather Safe Technology







LRC51

Antique Cream Lacquer.

Seals and adds a protective finish.

Our Antique Cream Lacquer is an extremely flexible clear coating that will leave your leather feeling softer, smoother and silky to the touch.

- 
Award Winning
- 
Protective Barrier
- 
Water-Based Formula
- 
Leather Safe Technology







LRC52

Suede & Nubuck Leather Cleaner.

Our safest cleaner for Suede and Nubuck leather.

Our Suede and Nubuck leather cleaner was designed by leading leather technicians and is a safe, simple, and protective solution to clean stains and grime.

- 
Perfect for Suede & Nubuck
- 
Powerful Deep Clean
- 
Minimal Effort
- 
Leather Safe Technology



LRC53

Leather Juice.

Produces a luxurious feel and beautiful aroma.

Our Leather juice spray creates a strong protective barrier for items less than 3 years old, helping to prevent future wear and stains.



Water-Based Formula



Blocks UV Rays



Protective Barrier



Leather Safe Technology



LRCK19

Fabric & Velor Repair Kit.

A complete solution for repairing holes and more.

This kit offers the complete solution for you to repair holes, rips, tears and burns in minutes making the unsightly repair almost invisible at a fraction of the cost of replacing.



Packed With Colour



Hard Wearing



Long Lasting Protection



All In One Kit



LRCK16

Pet Scratch Repair Kit.

Restores damage gifted by your fluffy friend.

The ultimate repair package for when your fluffy friend leaves you an unwanted leather surprise. With our kit, you will have your leather items free from scratches, tears, rips, and everything in-between.



Repairs Scratches



Hard Wearing



Long Lasting Protection



All In One Kit



LRCK17

Touch Up Dye Repair Kit.

The perfect kit for touching up leather damage.

A brilliant starter kit for anyone looking to restore, repair or refresh their leather items. The kit will rejuvenate the lost colour, repair scratches, and even allow you to fix problems that require a filler.



Hard Wearing



Easy To Use



Packed With Colour



All In One Kit

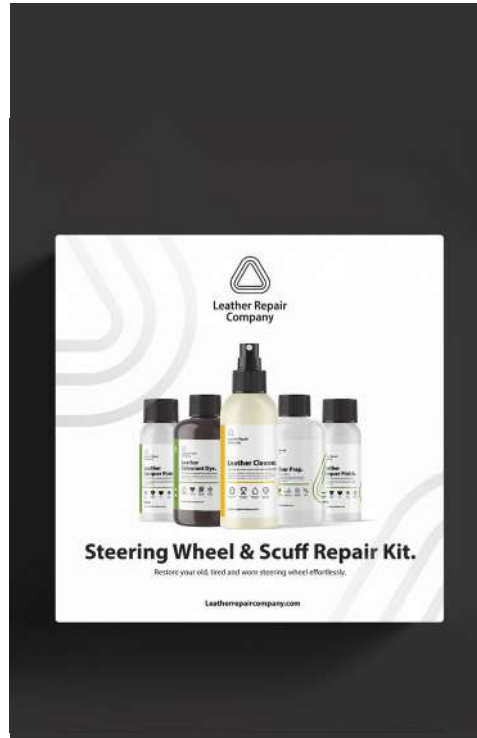
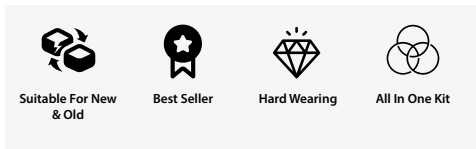


LRCK14

Handbag Edge Dye Repair Kit.

A solution to restoring piping and leather edging.

one of our most popular kits available. With our advanced leather repair technology, our kit has saved our customers thousands in repurchasing costs and allowed even more to repair and restore.

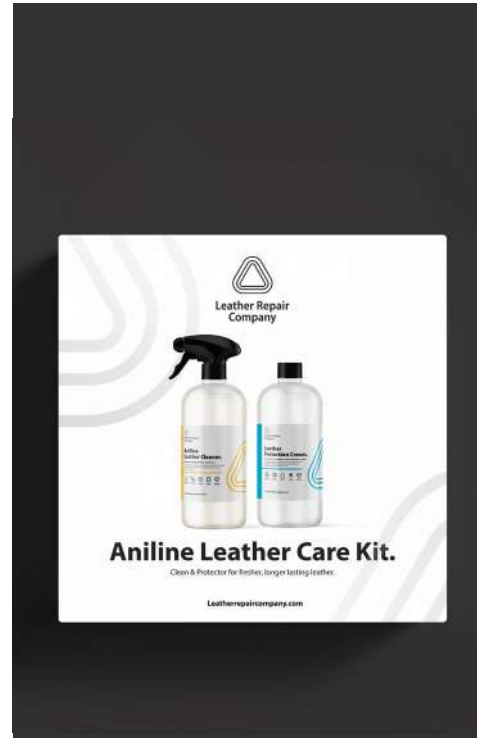
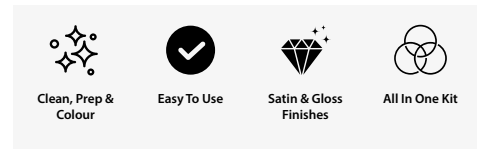


LRCK1/2

Steering Wheel & Scuff Repair Kit.

Repairs scuffs & grazes on your leather items.

A complete kit for renovation and restoration of all leather steering wheels, jackets, furniture, handbags, car seats and much more.

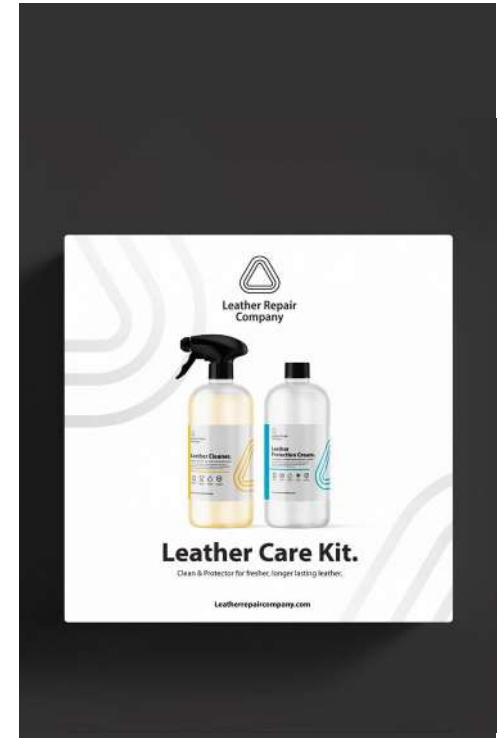


LRCK9

Aniline Care Kit.

Clean & Protect for tougher, longer lasting aniline.

one of our best sellers offering you both of our aniline friendly products in one simple package. Keeping your aniline leather clean and protected has never been easier.



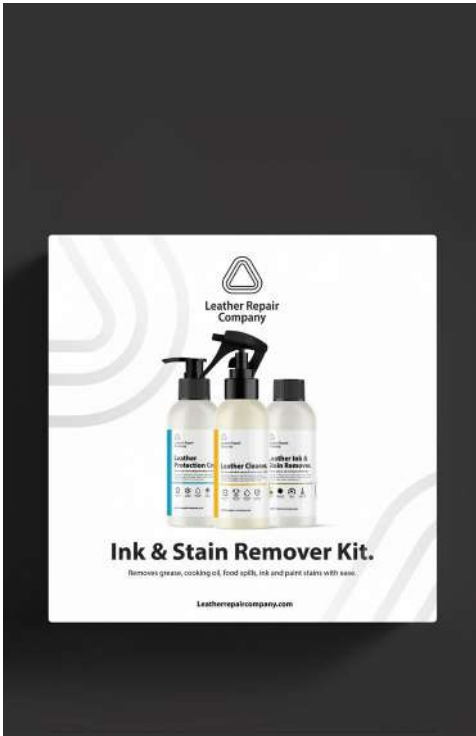
LRCK10

Leather Care Kit.

Clean & Protect for fresher, longer lasting leather.

One of our best selling kits offering both of our flagship products in one simple package. Keeping your leather clean and protected has never been easier.



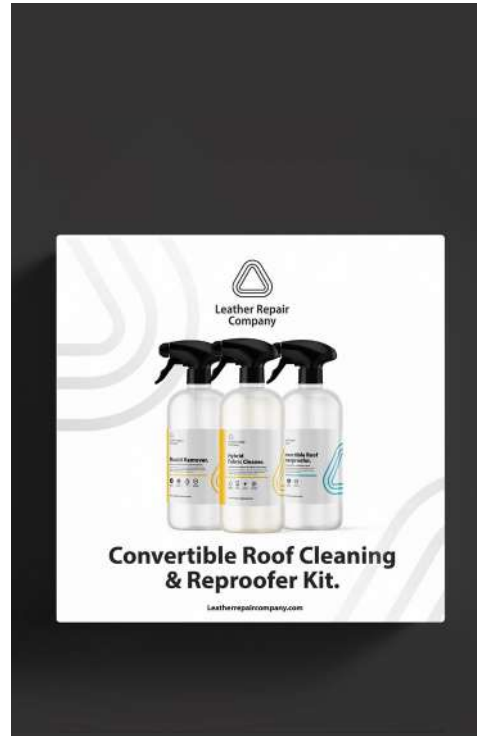
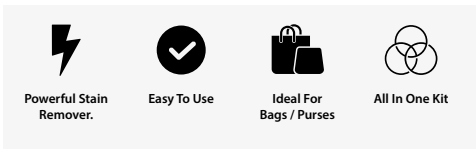


LRCK7/8

Ink & Stain remover Kit.

Removes grease, oil, spills, ink and paint with ease.

Our Ink & Stain remover is one of our most powerful kits. Effortlessly removing stains most people would think are irreversible. With this kit you will be fully equipped to remove some of the toughest stains.



LRCK12

Convertible Roof Cleaning & Reproofer Kit.

The ultimate soft top protection kit.

Our Convertible Roof Cleaner & Reproofer Kit will restore the look and protection needed to keep your soft top roof looking its best. Our easy-to-use products will eliminate mould, deep clean the fabrics, and reapply a protective waterproof layer.

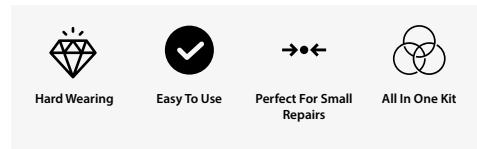


LRCK6

Tear Repair Kit.

Our smallest kit with one of the biggest results.

Our customers love how easy this product is to use, it comes packed with everything you need to repair cuts, holes, tears, rips, and all other surface damage to your leather.




LRCK 11

Heavy Filler Repair Kit.

Perfect for repairing small holes and cracks.

Our Heavy Filler Repair Kit gives you everything you need to repair small holes and cracks on your leather.





LRCK19/20

Leather Protection Kit.

Fresher longer lasting leather.

Our Leather Protection Kit puts the power in your hands to clean, protect and restore your leather to good as new.

This kit is available for Aniline Leather and Leather.



Suitable For New & Old



Best Seller



Hard Wearing



All In One Kit




View our entire range of kits online.


With so many award-winning products in our range, we are certain to have a kit to help you solve your leather problem. To view our full range of kits please visit us at:

leatherrepaircompany.com


Our Colours.




Magenta




Dark Grey




Bright Red




Strong Black




Light Beige



Violet




Orange




Navy




White




Umber




Buttermilk




Bright Green




Yellow Oxide




Maroon




Light Tan




Caramel




Scarlet Red




Dark Blue




Red Oxide




Ivory




Bright Yellow



Dark Brown




Light Blue




Light Grey

We have curated a huge amount of colours commonly requested by our customers. From leather sofas to car interiors we are sure to have the colour you are looking for. Alternatively, special colours can be ordered for car brands and furniture to make sure we have the right match.


If you are looking for a specific colour not listed please give us a call on 01482 606864 and a member of our team will help you. Alternatively, visit leathercolours.com for more information.



Weak Black



Cream



Lemon

Some of our leather accessories.

With so many ways to repair your leather we cant stress how much of a difference using the correct accessories is to ensure you achieve the LRC level of perfection.


We have listed some of our accessories below:

- The BruCLE (leather cleaning brush)
- White soft terry towel
- Application pad
- Horse hair brush
- Luxury leather cleaning brush (horse hair)
- Suede and nubuck brush (rubber base)
- Tampico leather cleaning brush
- Suede and nubuck brush (with brass middle)
- Horse hair brush (round long handle)
- Leather cleaning pack
- Small sponges
- Large sponges
- The BruCLE Mini (leather cleaning brush)
- HVLP airbrush spray gun
- Heat iron
- and much, much more

Leather Repair Accessories.

We don't just sell products at Leather Repair Company. We have an extensive offering of leather repair accessories, from airbrushes, colour scanners, leather & aniline brushes, grain mats, and much, much more.

To see our entire range of products please visit us online at **leatherepaircompany.com** there you will find every product and accessory needed to complete any leather repair you are considering undertaking.





Our commitment to the world.

100% Recycled.

As a leading company in our industry, we are endeavouring to control our carbon footprint and reduce it significantly, setting the standards for the future for others to follow.


As we move forward we will be introducing even more eco-friendly items to our business using more FSC sourced materials and biodegradable branded boxes and all packaging materials will be fully 100% recycled.

We've put in place a specialist holding section to recycle and spectate all packaging materials, putting each type of material into its own specialist designated areas so they can all be recycled, this is enabling us to reduce packaging materials waste to 10%, our aim is to reduce this figure even further in the next few years, our pledge is to reside this to 0% wastage by 2025.

What we are aiming to achieve:



Set the standard for eco principles within our industry



Taking full control of our carbon footprint



Introducing even more eco products to our business



All of our packaging will be 100% recycled



We aim to be a 0% waste business by 2025



Share all of our eco knowledge with the industry



“ We are excited for the future as we develop more eco-friendly products and materials for our trade, bringing innovation to our industry ”

How To Clean Your Leather.



About the Leather Cleaner.

The Leather Cleaner is a very effective solution that penetrates the grain of the leather removing all dirt and grime. In most cases, leather has a semi-matte finish to it, however when it appears shiny, don't be fooled as the dirt and grime on the leather are predominantly creating the shine, which can cause further damage to your leather surface.

If your leather is extremely dirty, then it's advised to use a Bruclé Brush to agitate the dirt and grime, lifting it from deep down into the grain and creating that beautiful, luxurious finish.

You'll almost always be dealing with pigmented leather, especially in automotive interiors and leather furniture which is why we have demonstrated below exactly how to tackle the dirt in these leathers.

How to clean your leather:

1. Lightly Vacuum the leather with a soft brush, removing all dirt and residue from the leather. Doing this helps to prevent scratching on the leather during the cleaning process.
2. If you have a microscope, use this to assess any damage on the leather before starting the cleaning process
3. Now proceed with caution, spraying the leather cleaner directly onto the surface
4. Use a Bruclé Brush to go deep down within the grain structure to lift all the dirt away
5. Wipe all the dirt away with a soft terry towel, for a sparkling, clean finish



Always Protect Your Leather.



About the Protection Cream.

The leather protection cream is suitable for most leathers. Made from natural ingredients and waxes and providing UV Protection, it conditions the leather forming an invisible barrier that shields against stains, rubbing, spillages, water, sun, and heat damage on your leather, helping to prolong its life.

The protective cream is especially great for Aniline leather as it's an absorbent material that lets the cream go deep into the fibres, but still works wonders on most leathers. If your leather is brand new, it's best to act and protect it straight away.

Its water-proofing properties are one of the strongest protective solutions to preserve most of your old and new leathers, see our step-by-step below and start your protection journey today.

How to protect your leather:

1. Apply a small amount of protection cream to a clean, soft towel and gently massage into the leather in a circular motion and allow it to dry naturally.
2. Once dry, buff the product to lock in the protective barriers
3. Apply two to three coats using the same process

Please note, this is not suitable for suede and nubuck materials.

Further details on protecting your leather can be found on our website, or Leather Repair Company YouTube channel, search for "LeatherRepairUK".




Help Your Leather Last Longer.

The built-in natural ingredients and waxes in the protection cream conditioner essentially keep the leather from succumbing to any dryness, as well as adding a layer of protection from other damages. Once applied, it creates an invisible barrier that shields your leather from any future stains.

With regular application the protection will last for years. Modern leather already has protective properties sealed in so this will form an extra barrier. Older leather doesn't and is more at risk of drying out, thus will need that extra care.

A little help along the way in the form of conditioning and preserving with our protection cream is important for old and modern leather. A good rule of thumb is to apply leather conditioner once a month to keep the leather looking its best and feeling as good as new.



World Leading Protection.

Our Leather Guard stands out because of the specifically formulated molecules that improve protective bonding.

The Leather Guard has been meticulously crafted to provide protection for up to three years! This protection mechanism is more long-lasting and durable.

Designed to operate on even the finest leathers, this formula is built to the highest standards. Grease, stains, dye-transfer, drinks, and food spills are all guaranteed to be removed.

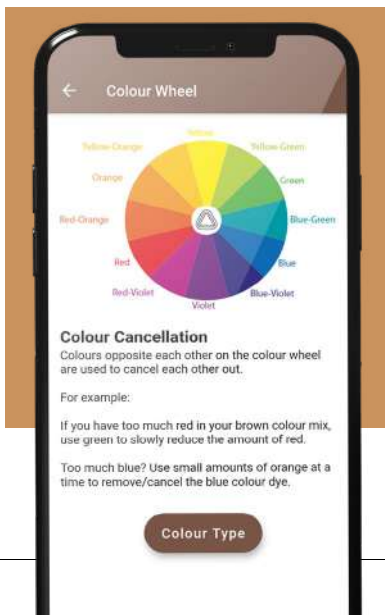
Leather Guard can be used in a variety of industries, including automotive, marine, aviation, apparel, and furniture.



Colour Mixing On the Go.

We provide our well regarded, free virtual colour mixing tool free of charge. It enables users to blend colours at any time or place, providing quick formulations. Our cutting-edge technology helps you save time and effort.

All you have to do is download the Android app or use the web version on all other devices to access our ever-growing colour database. Enter the colour code from the library you want to mix and simply receive the formula right away.



To download our app for an android & iOS:

Google Play
Apple App Store

You can also use our app with a browser by visiting:
web.leathertrainingcourse.co.uk




Always Prepare For Your Repair.

About the Leather Prep.

The preparation of the leather is the most crucial part of any successful repair or restoration procedure. Removing grease, grime, waxes, and silicones from the surface is essential and you'll get significantly better results in the end.

The ideal method for preparing your leather for a repair:

1. Soak a cloth in the leather prep and place between the red emery cloth
2. Rub the pad over the leather, this will soften it and remove all of the scratches and cracks
3. Use light passes until the manufactured finish has been removed.
4. Your leather is now ready to restore.

 *Never allow the red emery pad to dry this could result in damaged leather.*



Leather Recycling

Benefiting the environment is at the heart of the Leather Repair Company. We specialize in recycling leather goods and our goal is to recycle rather than replace, thus helping the planet.

Leather Colour Restoration.

Restore the colour of your leather by following these simple steps:

1. Shake the bottle well and squeeze the colourant onto a sponge
2. In circular motions, start applying the colourant to the freshly prepared leather surface
3. Once the first coating has been applied, thoroughly check the surface to ensure it's completely even
4. Allow the first coat to dry and then apply the second coat, but this time by dabbing it onto the surface
5. Make sure the surface is completely dry before dabbing another layer onto the surface for a completely even finish

Between coats, check for any dirt particles that may have gotten into the colour when you applied it between applications. These can be easily sanded out with a 320 or 1200 grit sandpaper, but for an even smoother finish, use both.

Spray Gun Application.

Applying colour just got more fun with our cutting-edge Spray Gun.

1. Simply spray the colourant at least 12 inches away from the surface
2. Ensure that all of the leather is covered, spraying in an even, overlapping motion.
3. Between coats, allow it to dry.

Enjoy your fully restored leather.

Tip.

Don't apply too many colour coats or you'll end up with a plastic-like finish. Make sure your colour is completely dry between layers. This helps to prevent colour build-up as well as colour runs. If there are any runs, dab them with a sponge to smooth out the colourant.

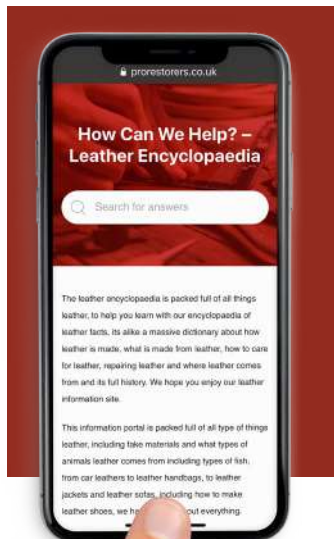


Online Leather Encyclopedia.

We've worked hard to put together the best resource possible to help you understand and learn more about leather.

In our online encyclopedia, we have hundreds of pages dedicated to leather.

You will gain further knowledge about the different types, the history, and the future of leather.



This may be used on any device, including a PC, laptop, or even a smartphone.

Visit www.prorestorers.co.uk and discover the world of leather.



Seal Your Colour In With Lacquer Finish.



About the Lacquer Finish.

The Lacquer Leather finish is the final step in the process, and it's applied in the same way as the colourant for a showroom-quality finish.

Tip.

If you desire a satin look, evenly mix the matt and gloss lacquer and then apply as normal. If any foam does form whilst applying the Lacquer Finish, use a hair-dryer at a low speed to carefully remove the foaming. To preserve your leather from future damage, stains, and natural causes, we strongly suggest you use our Leather Protection Cream right after the restoration process.

Follow these simple instructions to achieve this:

1. Dip some Lacquer Finish solution onto a sponge.
2. Dab onto the surface being careful not to create a foam when applying this. Spray across in an even, overlapping motion if you're using a spray gun.
3. Allow to dry and then apply another coat following the same process
4. Once the second coat is dry, lightly sand it down with 1200 grit paper. Up the grit paper to 3000 to enhance the results
5. Wipe away any dust or residue and be left with a smooth finish





Leather In Classic Cars.

RESTORE & CLEAN
→

Open Days.

Discover more about Leather at our Open Days with our club meetups. At the Leather Repair Company, we invite car groups down to pick up the skills they need to master Leather care. Our HQ is fully heated with complete CCTV access to make sure all our members are comfortable at all times.

What to expect on the day?



Lunch provided



Live Demonstrations



Hands-on Interaction from club members



Useful talks on all things leather



Check out members cars and offer guidance and advice

Our secure facilities are based in the heart of Hull, Yorkshire, The City of Culture. Not in Hull or the surrounding area? No problem; our club meets are held all across the country.

We also have distribution centres in:



France



Norway



Belgium



Holland



Finland



USA



Middle East



Brunei



We specialise in Classic Car leather interiors.

All of your leather upholstery needs can be serviced by the award-winning upholsterers at Leather Repair Company. We have over 30 years of experience restoring antique car interiors and specialise in all forms of classic automobile leather renovations.

From replacing your leather or re-trimming the interior to its original

specifications, to using professional treatments to soften and revitalize the colour of your classic car seats, the Leather Repair Company will handle all of your Classic Cars requirements.

Our team of professionals are ready to give your classic interior the face-lift it needs.

Leather Furniture.

Common types of restoration work we do:



Cat Scratches



Food Stains



Colour Loss



Drink Spills



General Wear & Tear

Using our many years of experience, our team of experts is ready to carry out the most awkward damages to your leather furniture.

We also assist in helping to prevent damages to your furniture. Cleaning and protecting your leather sofa is sometimes enough to keep stubborn stains, grease, and natural damage at bay. Not only will our cleaning service leave your leather furniture in pristine condition, but we'll also provide you with tips on how to prolong its life.

The repairs will either be carried out at one of our many factories or if you're

in the local area, we can carry out a mobile repair, depending on the repair that needs to be undertaken.

All of our products come with clear instructions to help you finish the task at hand. In addition to these, we have a superb YouTube channel with a wealth of useful information. You'll find many "How To..." videos for various types of repairs.

If you want to repair your damaged furniture instead, we have a selection of professional-grade products that will make any DIY leather repair a breeze.

Common DIY products for leather repairs:



RESTORE & CLEAN
→

Leather Jackets.

Leather jacket preservation is a major aspect of what we do. It's important to keep your leather jacket clean and protected, when you do this it will greatly improve its life-span. Your leather jackets, historic leather products, and vintage leather jackets can all be preserved by us.

What to Avoid?

Avoid dry cleaning your leather jackets, this causes them to dry out and necessitates a costly repair service for a full restoration and softening process.

Leave it to the professionals.

Our professionals offer a comprehensive leather jacket repair service, as well as expert cleaning and nourishment of all leather jackets to bring them back to life and maintain their fresh, new look.

Our services include:



Zip
Replacements



Stain
Removal



Rips & Tear
Repairs



Colour & Full
Jacket Renovations



It's all about trust.

The products we use are exclusive to the Leather Repair Company and are used extensively by specialists around the world for all their leather jacket repairs, so you can be confident that your jacket is in safe hands.

For more information on our service or for an estimation, give us a call on **01482 606 864**. Please note, the estimates we provide are absolutely free of charge. After the estimate, we'll then follow up with a repair sheet and address labels.

Leather Shoes.

We love our leather shoes and want them to last for as long as possible. However, if they are not properly cleaned or cared for, they might get ragged around the edges over time. Grass stains, food stains, scuffs, and scratches that have appeared over time can also quickly detract from an otherwise attractive appearance.

What to Avoid?

If you're thinking of having your shoes dry cleaned to help remove odour, think again. Dry cleaning leather causes the leather to dry out, necessitating a pricey repair procedure for a complete restoration and softening process.

The good news is that leather shoes can be repaired, mended, and cleaned in a variety of ways and still look great.

We have the Tools and the Knowledge

We believe in classic British craftsmanship. We treat your shoes as if they were our own, and we only use traditional methods to replicate how your shoes were produced originally.

Leather preservation is a major part of our business. Keeping your leather shoes clean and protected will significantly improve their lifespan. We can maintain your leather shoes, vintage leather products, and historic leather products.

The products we use are exclusive to the Leather Repair Company and are widely recognised and used by specialists all over the world, keeping everyone's Leather Shoes in the best condition.



Save time and Money

From as little as £15, your leather shoes can be cleaned, repaired and restored by us.

Get an estimation today. Estimates are completely free of charge.

Just give us a call on **01482 606 864**. We will then follow up and send you a repair sheet and address labels.

Leather Phone Cases.

Designer phone cases can be a costly item to purchase. Keeping them in great shape is essential. We repair and restore all types of leather phone case.

Any type of leather phone protective case can be repaired, restored, cleaned and cared for. We provide a full leather phone case repair service as well as specialist cleaning and nourishment of all leather cases.

Restoring the colour in your leather case is a very simple process. Whether this is a touch-up, colour restoration, or a full colouring job, restoring leather phone cases is something we love to do.

If you love your phone case but hate the colour, don't worry, we can change your phone case to almost any colour, white to black, brown to blue, or black to pink. We can even paint your phone case in different colours making it very unique in design.

Our highly trained, in-house technicians will look after your designer phone case like it's their own. With combined experience spanning to nearly a century, they know how to care, clean, and protect your leather phone case.



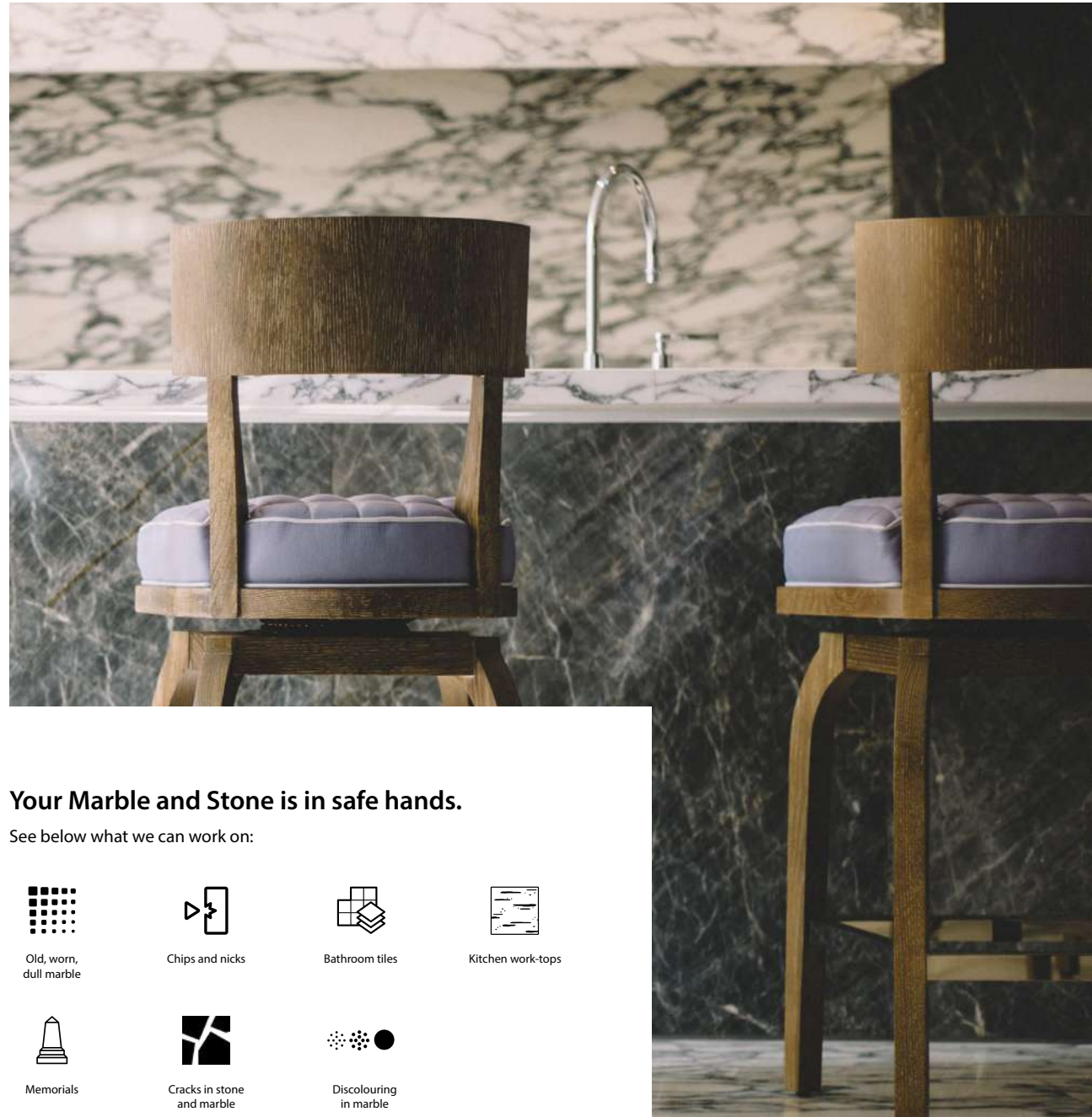
Marble & Stone.

Marble is one of the most expensive materials on the market. Its immaculate look makes it a desired addition to any home, however over time, marble loses its lustre and original "wow" factor over time. Stone is another costly material and comes in many beautiful shapes and sizes around the home, but again, stone will undergo general wear and tear as time goes on.

Saving you time and Money.

Our experts are here to save you from undergoing any arduous, replacement work that will incur you unwanted high costs. We professionally clean, repair and restore their former glory in less than a few hours for a significantly lower cost.

Replacing Marble and Stone is a very expensive job. It causes huge disruption, inconvenience and unnecessary expense, something that is best avoided, and we're here to assist you in doing so.



Your Marble and Stone is in safe hands.

See below what we can work on:



Old, worn, dull marble



Chips and nicks



Bathroom tiles



Kitchen work-tops



Memorials



Cracks in stone and marble



Discolouring in marble

Restoring Wood.

Scratches, chips, and dents on wooden furniture are unsightly imperfections that develop over time. If you want your wood to last and save yourself from buying a replacement, don't neglect it. For a longer life, it's a good idea to maintain your wood properly. At the Leather Repair Company, we specialise in furniture restoration, repairs, and finishing, so you can give your wood the treatment it deserves so it lasts for years.

We provide a first class service

We use traditional handcrafting to modern finishes, to repair all those imperfections. We can restore damaged furniture to its former brilliance, and our superior colour matching procedures ensure that the repaired finish blends in with the original.




What we do:



Wood cleaning,
protection & waxing.



Stain Removal.



Repair Scratches & Scuffs.



Repair Burns & Dents.

What we deal with:



Kitchen Surfaces.



Free-Standing Dressers



Solid Wood Doors



Cupboards.

Woodworm Treatments

Patches of dirt on your wood may indicate woodworm. Woodworm can cause a lot of damage. Get a free repair estimate from us today. The sooner Woodworm is identified and treated, the less damage it causes.

Wood Distresser

We repair a lot of wooden objects, but people occasionally wish to add an antique/classic, distressed look to them and they do look incredible! We transform your wood into this style using only correct methods.

**The list goes on.
For more information or a
quotation on any of your wood
requirements, give us a call today.**

Training Courses.

Education is at the heart of the Leather Repair Company.

We provide a well-balanced selection of repair courses, all of which will provide you with valuable new skills and information so you're all set to perform leather repairs on your own. From beginners to professionals, we have a training course that's right for you.

Our training courses range from a single day, up to a 5-day training course.

We offer the following repair training courses:



Leather



Wood



UPVc



Marble



Granite



We have training facilities in:

Our courses will teach you a full range of skills to give you the confidence to carry out repairs all by yourself.



United Kingdom.



Europe.



The USA.



The Middle East.



Brunei.

Our eLearning courses include:

For those who can't make the distance, or are a bit tight for time, we also offer online, eLearning courses. These can be completed at a time that is suited to you, in the comfort of your own home.



UK's #1 Flexible eLearning course.



Different levels of training courses.



Practical assignment to complete within the course.

All our trainees are provided with sufficient information to enable them to start repair jobs as soon as they walk out of the door.

We have set dates available throughout the year for our training courses. Get in touch with us to see if we have any dates available for you. We can sometimes cater for specific dates if we're made aware well in advance.

Why Learn With Us?

With over 30 years of experience within the leather industry, we have a wealth of knowledge that will benefit every one of our candidates.

- Winners of the Theo Paphitis #SBSAward.
- Featured in Pay Per View training course videos for Bauer Media.
- Product reviews in Auto Express magazine.
- Featured in various official car magazines.
- Appearances on Regional TV & Radio.
- You Tube stars personally recommending our products.

What you'll find at our training centre:



A huge 5,000 sq/f facilities



In-house Sewing Technician



Custom-built Spraying Booth



And more!



Are there nearby hotels?

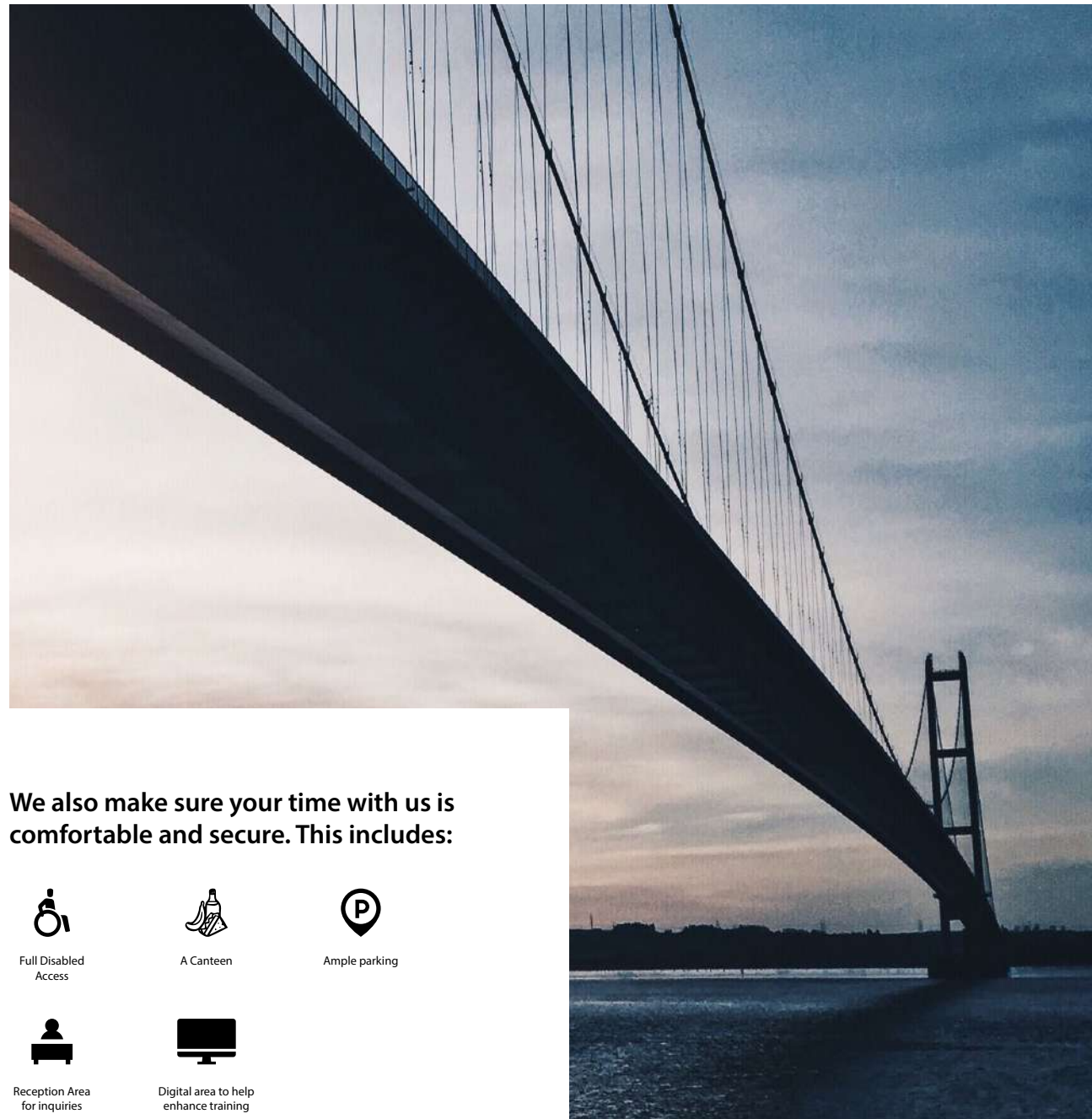
Various hotels and guest houses are located nearby, so you will always find a suitable place to stay, along with an array of different cultured restaurants, eat-outs and evening entertainment

How to get to us?

Based in Hull, East Yorkshire (and we also have several franchises throughout England), we are conveniently located within walking distance from the Hull Transport Hub (Bus & Train station) which has excellent links to Leeds, Manchester, The North, and London.

Please note, that we also offer live training classes via Zoom and if you've attended any one of our courses in person or via Zoom, you'll receive ongoing support.

For anyone looking to start their journey today or for further information, call us on **01482 606864**



We also make sure your time with us is comfortable and secure. This includes:



Full Disabled Access



A Canteen



Ample parking



Reception Area for inquiries



Digital area to help enhance training

A Franchise Suited For Everyone, Everywhere.

Since the early 1990s, when the recession hit, the rate of growth for repairs and restorations has accelerated dramatically. As more people have been able to purchase leather, more repairs have become necessary. The company has since grown steadily in recent years and particularly in the last five.

The Leather Repair Company is on course to become a large global brand in home-care and repair in the next 25 years, based on the expected growth. This is a terrific opportunity that will pay off substantially when you stick to the business model and method and have the drive to succeed.

Consider this...

There are 35 million cars on the road in the UK, not including commercial vehicles or classic cars and there are 25 million homes in the UK. Most homes and cars in the UK are constructed from some form of the following:



Leather



Wood



Fabric



UPVc windows



Convertible roofs





Now imagine this...

The average repair per car and home is £150. That's a hell of a lot of repairs and restorations to be done in the UK alone. Of course, The Leather Repair Company will have the solution for all and see just how quickly you could claw back your initial investment, plus a lot more.

Over the next 25 years, the numbers are only going to increase significantly to accommodate the ever-growing population. The potential is huge. Thankfully, we have a franchise package for all so you can reap all the benefits of our business model.

Promotions

As a family business, we feel that the success of your business is extremely important, thus we provide you with access to our stock at very low prices. An initial set is included in the opening and all products are tailored for you and your company.

Stock

You will be given all of the necessary supplies, such as compressors, spray guns, paints, glues, fillers, and anything else you can think of, as well as a whole extra system known as "BIAB" (business in a box).



Training Our Franchisees

Our trade secrets begin to flow the moment you come through our doors. During your leather repair course, you will learn so much that it will both excite and surprise you.

Richard, The Leather Repair Company founder has outstanding knowledge. He's been working with leather in some form or another for more than 30 years, so the knowledge and respect he's gained are unrivalled in the industry.

Own Territory

This gives you permission to utilize our trademarks and intellectual property, as well as your own dedicated exclusive area, to help you build your business and put more vehicles on the road.

3 Week Training

Your three-week training program will give you the skills and confidence you need to start your own successful company.



Setting The Standards

We provide the training from our dedicated training centre in Hull, East Yorkshire, which serves as a national training facility for leather repairs in the UK. The training we provide is very comprehensive. We don't cut corners because we want our franchisees to be technically aware and confident when it comes to carrying out repairs.

Launch Party

After you've been trained, we don't just send you on your way. We throw a launch party at your chosen location to raise your profile in the community by inviting key business people and the press.

Our award-winning goods are now available to distributors around the globe.


Everyone will benefit from our products because almost everyone will own something that is made from leather. Leather is everywhere, and may be found in shoes, coats, handbags, luggage, sofas, furniture, cars, and much more.

We are proud of our award-winning products and excited for them to be showcased worldwide so everyone can enjoy the secrets of taking care of their leather the proper way.

Products can be sold on a variety of platforms, including Amazon, Ebay, online & retail stores, or even as an add-on to a service you already offer.

Give prospective customers their first opportunity to get their hands on our award winning goods and ultimately prolong the life of their leather. The market gaps are ready to be filled and peoples leather goods too!

Give us a call today to find out more.



Discover Us On YouTube.


YouTube is the most popular video platform on the planet, and we're thrilled to share with you our very own channel where we discuss all things Leather and more.

Access hundreds of useful, insightful, and instructive videos on our Youtube channel to help you understand leather and how to take the best care of it, as well as how to conduct various types of repairs.

Our videos take you on your own leather journey and perhaps you'll become a professional in your own right! We also have product information videos, so you know exactly what you're getting from us.

Find us by searching for **LeatherRepairUK** in Google or YouTube.





Leather Repair Company

Contact us today

Unit 22, Argyle Street Factory Estate,
Hull, East Yorkshire, HU3 1HD.

Leatherrepaircompany.com